

ORIGINAL™ Series Plastic Clamped Pumps

Features

- ADS: Pro-Flo®, Pro-Flo X™, Accu-Flo™
- Anti-freezing technology
- Large solids passage
- Portable & submersible
- Multiple liquid connections available
- Lube-free options

Tech Data

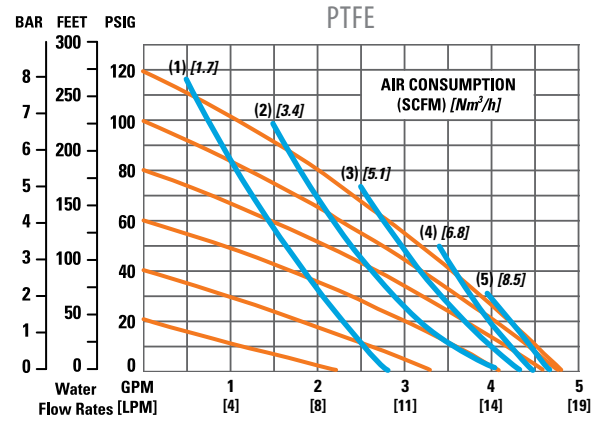
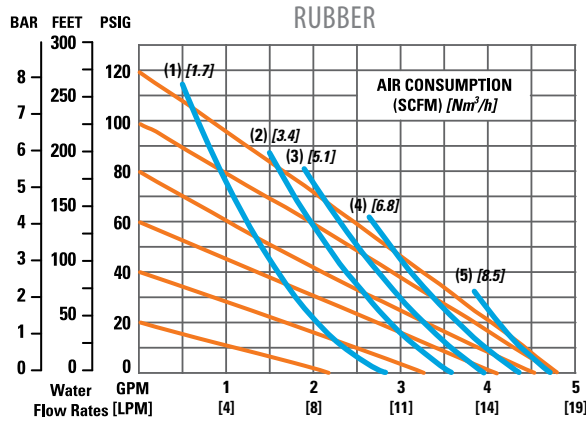
- Sizes: 6 mm (1/4") through 51 mm (2")
- Materials: Polypropylene, PVDF, PFA
- Material Temperatures: Up to 107°C (225°F)
- Elastomers: Buna-N, Neoprene, EPDM, Viton®, Wil-Flex™, Saniflex™, Polyurethane, PTFE, Geolast®

Performance Data

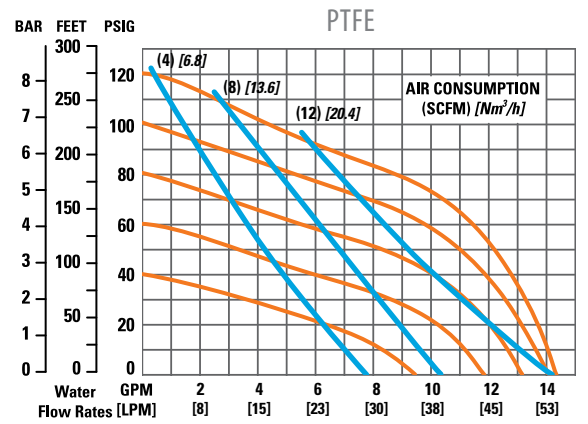
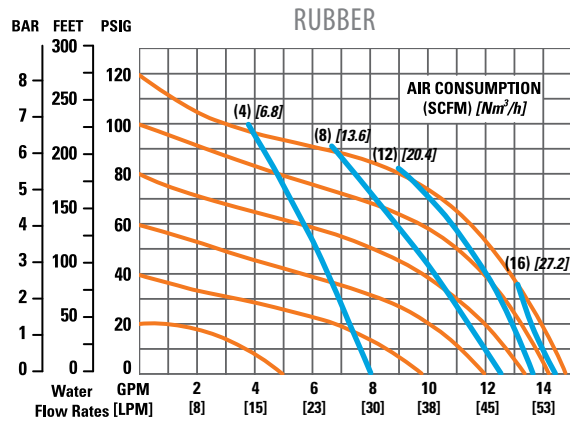
- Max flow rates: 591 lpm (156 gpm)
- Max suction lift: 9.5 m (31.0') Wet, 7.0 m (23.0') Dry
- Max disp. per stroke: 2.9 L (0.77 gal)
- Max discharge pressure: 8.6 bar (125 psig)
- Max size solids: 6.4 mm (1/4")

PLASTIC CURVES

P.025
6 mm (1/4")
PLASTIC

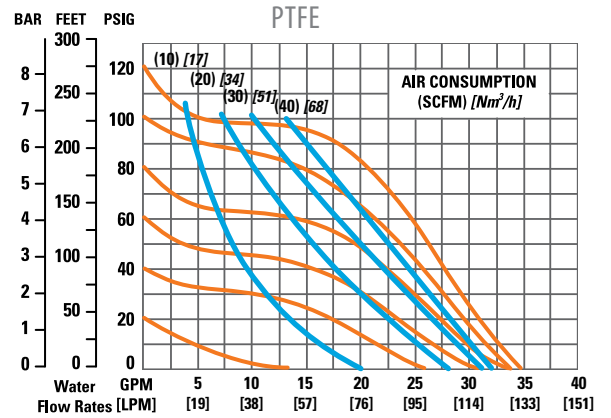
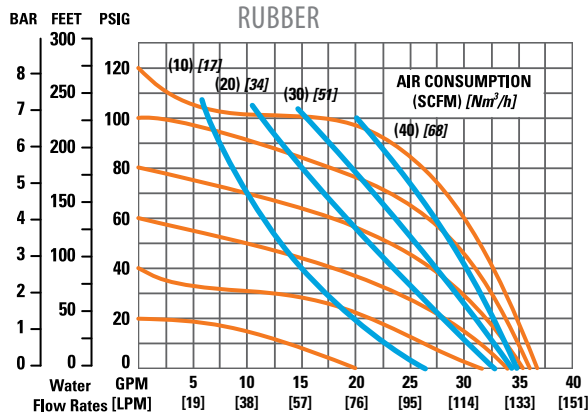


P1
13 mm (1/2")
PLASTIC

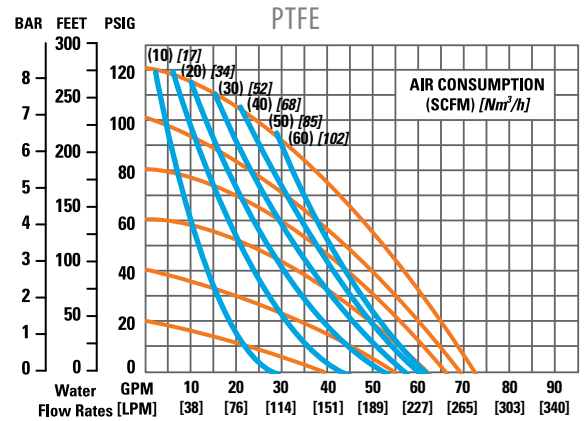
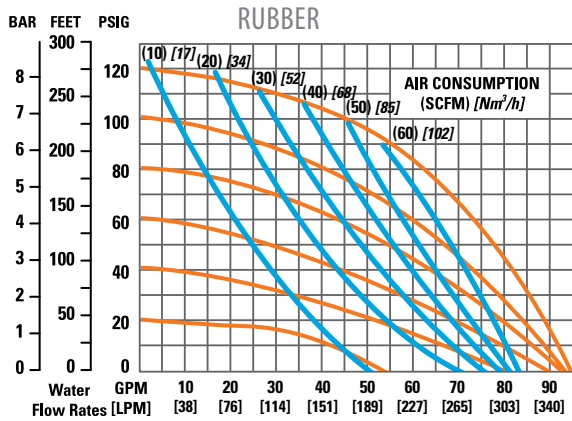


PLASTIC CURVES

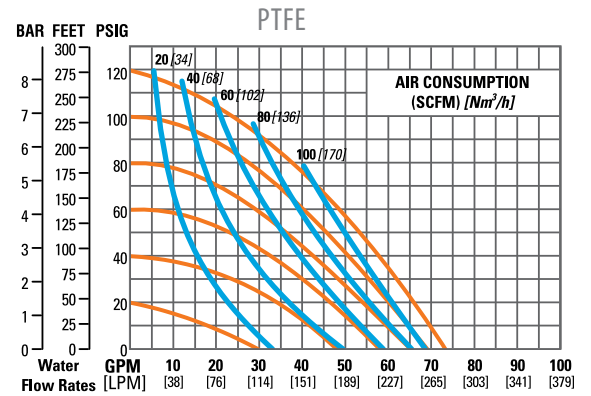
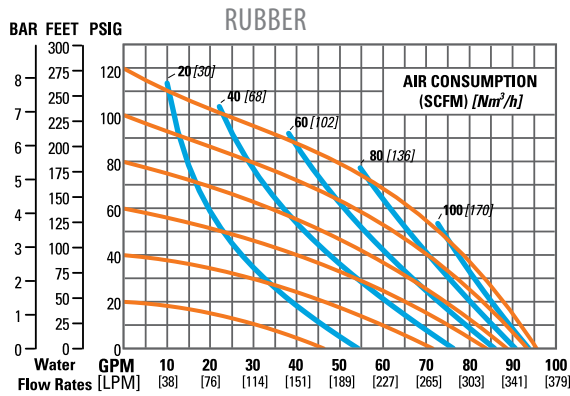
P2
25 mm (1")
PLASTIC



P4
38 mm (1-1/2")
PLASTIC

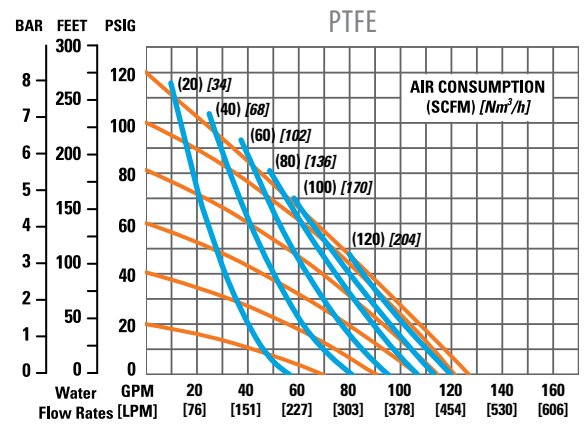
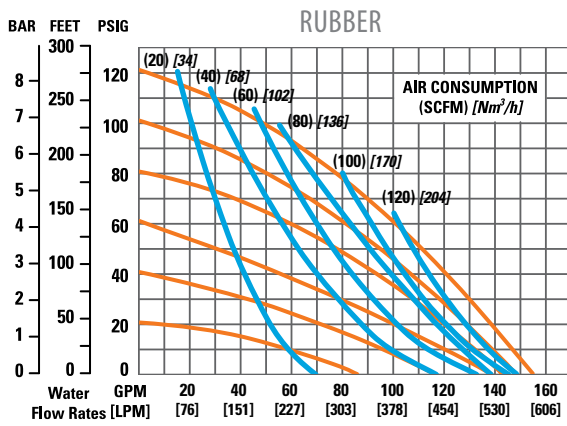


PX4
38 mm (1-1/2")
PLASTIC



PLASTIC CURVES

P8
51 mm (2")
PLASTIC



PX8
51 mm (2")
PLASTIC

